

ResearchNow

This guide explains how to disclaim authorship of an existing research output in ResearchNow.

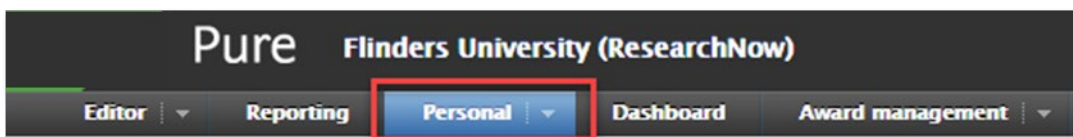
It is important to note that after a research output is disclaimed, it is added to a queue for processing by a Library ResearchNow team member. Once processed, the research output is removed from your list of research outputs. A research output may have other Flinders University (or external) researchers associated with it. When you disclaim authorship of the research output, you alone have asked to be removed as an author. Other authors are not affected by the change.

Process:

1. Login to *ResearchNow*



2. Navigate to the *Personal* tab.

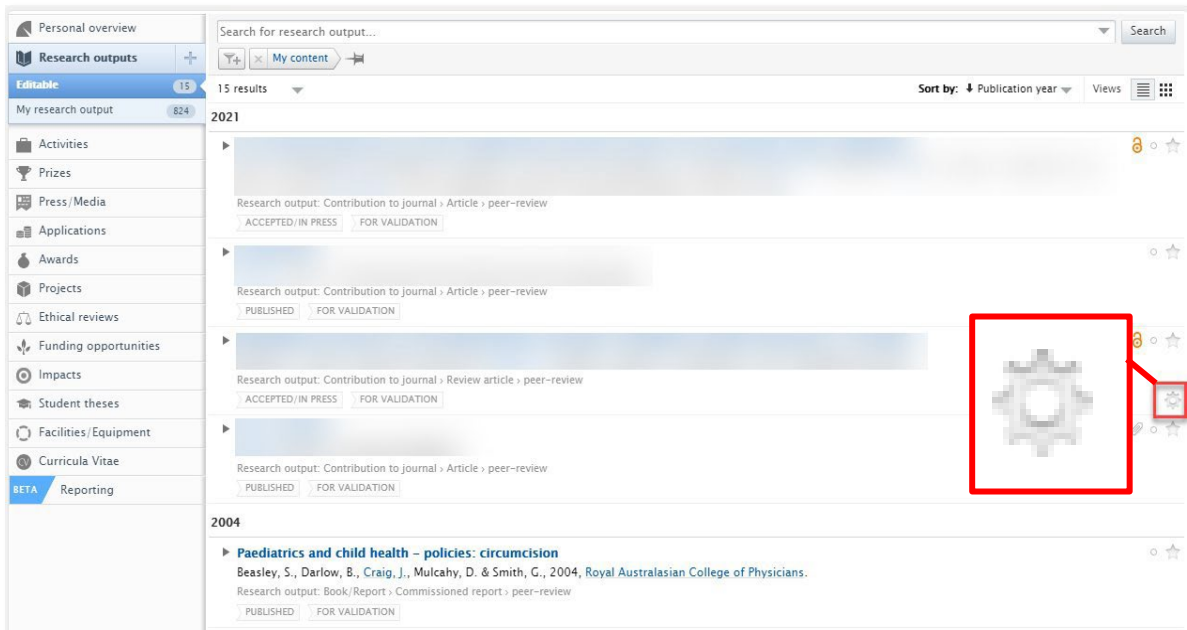


3. Select Research outputs.

All authorship of research requirements are detailed in the [Authorship of Research Outputs Procedure](#) -Schedule 1.

ResearchNow

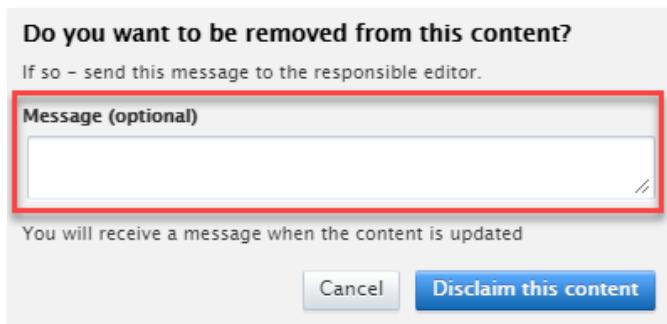
- Review the list of outputs, select *Settings wheel* of the output you wish to disclaim



- Select *Not mine – disclaim content*.

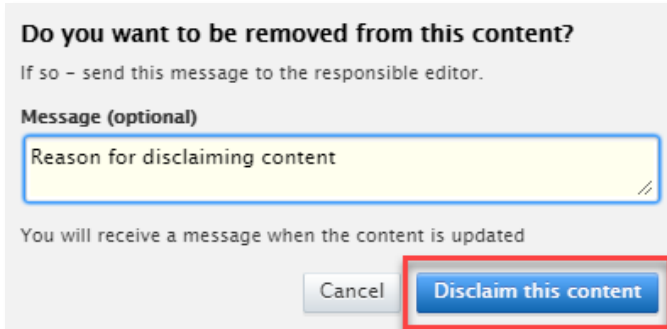


- Enter into the message of the pop up window that appears, the reason for disclaiming the content.



ResearchNow

7. Select *Not mine – disclaim content*.



Do you want to be removed from this content?
If so – send this message to the responsible editor.

Message (optional)

Reason for disclaiming content

You will receive a message when the content is updated

Cancel Disclaim this content

8. Alternatively, select *Disclaim this content* from the publication itself.



Status: For validation ▼ Save Disclaim this content

You will receive a notification from a Library ResearchNow team member once authorship has been removed.