

As with installing any application on your device, you will need to go into your app store, search for Workday and install.


If you use an IOS device, you can download the app from the Apple Store searching for Workday




If you use an Android device, you can download the app from the Play Store searching for Workday



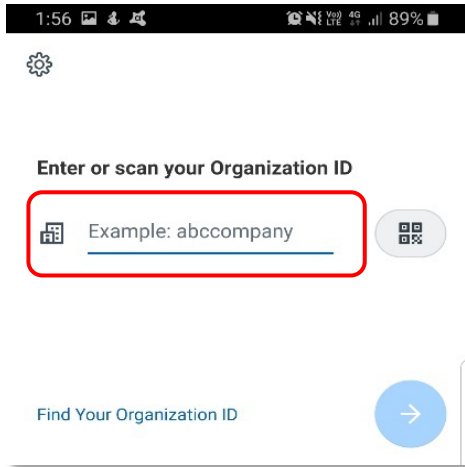
Once you have found the Workday App and successfully installed it, you will be required to do the following:



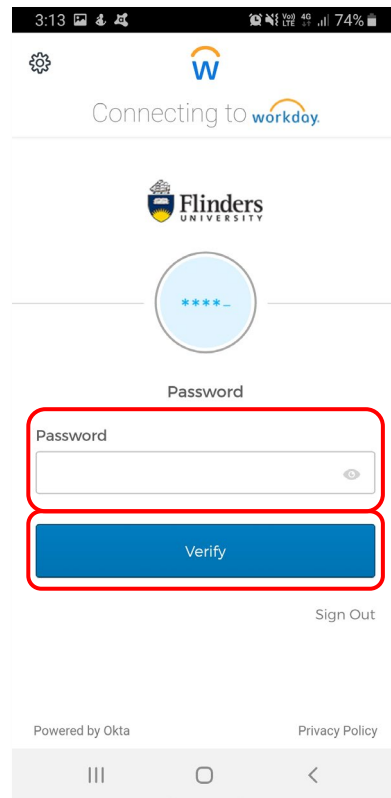
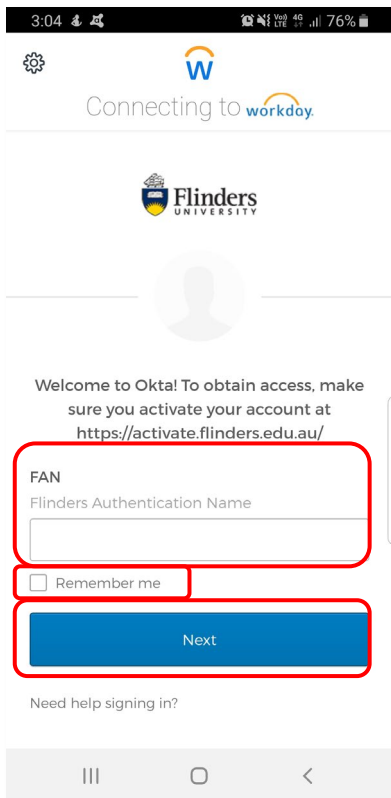
Accept the Privacy Policy and Terms & Conditions then click Let's get started



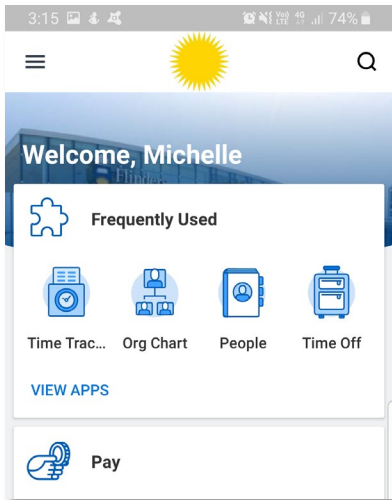
Enter in our Organization ID which is : **flinders**
Or scan the QR code below or from Workday on your pc/laptop



Enter your *FAN*, select *Remember Me*, click *Next*
Enter your *Password*, click *Verify*




The mobile home page will then appear with a Welcome message to you.



NOTE: You can open the below image from Workday on your pc/laptop, under your profile icon and Organization ID.

Access Workday on the go



Get the Workday mobile app and use your Organization ID to connect.

Scan



Download

